




NASL.2019 V1



National Arena Swimming League

League		NASL		Division		Western		Round		2		Gala Number		2												
Venue		Weston Super Mare												Date		09/11/2019		License number								
LANE 1		LANE 2		LANE 3		LANE 4		LANE 5		LANE 6		LANE 7		LANE												
Backwell		Southwold		Bristol Penguins		Newton Abbot		Seagulls		Clevedon		Devonport														
DEFAULT POINTS TOTALS		DOA, TIES ETC WILL CHANGE THESE FIGURES																								
OVERALL POINTS TOTAL		PLACE 7		PLACE 4		PLACE 2		PLACE 1		PLACE 3		PLACE 6		PLACE 5		PLACE										
8 LANE 1800 7 LANE 1400		POINTS 136		POINTS 200		POINTS 223		POINTS 250		POINTS 220		POINTS 172		POINTS 194		POINTS										
EVENTS		TIME	PLAC	POIN	TIME	PLAC	POIN	TIME	PLAC	POIN	TIME	PLAC	POIN	TIME	PLAC	POIN										
1	Ladies	Open	200m																							
			2:28.00	3	5	2:21.10	1	7	2:43.13	6	2	2:24.00	2	6	2:32.30	5	3	2:53.76	7	1	2:29.31	4	4	0:00.00		
			Holly Cocks		Jessica Shaw		Lainey Denyer		Flora Perkin		Alexandra Palota-Avella		Addy Ledward		Jasmin Holmes											
Reason for no points																										
2	Mens	Open	200m																							
			2:23.60	5	3	2:22.10	4	4	2:27.41	7	1	2:23.82	6	2	2:10.62	1	7	2:19.50	3	5	2:10.85	2	6	0:00.00		
			Benjamin Cusack		Henry Bennett		Ben Reynolds		Alec Farquharson		Sonny Chamberlain-Hyde		George Leaman		Luke Crofts											
Reason for no points																										
3	Girls	9 /11 Years	4 x 50m Freestyle Relay																							
			2:30.87	6	2	2:20.09	4	4	2:19.86	3	5	2:18.10	1	7	0:00.00			2:19.67	2	6	2:24.78	5	3	0:00.00		
Reason for no points																										
4	Boys	9 /11 Years	4 x 50m Freestyle Relay																							
			2:32.72	6	2	2:43.44	7	1	2:18.31	2	6	2:22.72	3	5	2:13.56	1	7	2:25.63	4	4	2:26.72	5	3	0:00.00		
Reason for no points																										
5	Girls	13/u	4 x 50m Medley Relay																							
			2:28.12	6	2	2:27.90	5	3	2:18.53	1	7	2:24.78	3	5	2:37.60	7	1	2:27.06	4	4	2:18.78	2	6	0:00.00		
Reason for no points																										
6	Boys	13/u	4 x 50m Medley Relay																							
			2:24.44	4	4	2:28.56	5	3	0:00.00			2:16.47	1	7	2:23.59	3	5	2:20.20	2	6	0:00.00					
Reason for no points																										
Takeover																										
Takeover																										
7	Girls	15/u	4 x 50m Freestyle Relay																							
			2:03.81	5	3	1:56.97	1	7	2:00.15	4	4	1:57.72	3	5	1:57.31	2	6	2:05.71	6	2	2:07.00	7	1	0:00.00		
Reason for no points																										
8	Boys	15/u	4 x 50m Freestyle Relay																							
			1:52.56	4	4	1:53.00	6	2	1:54.25	7	1	1:51.08	2	6	1:49.36	1	7	1:51.09	3	5	1:52.94	5	3	0:00.00		
Reason for no points																										
9	Ladies	Open	4 x 50m Medley Relay																							
			2:15.62	6	2	2:04.87	1	7	2:14.81	4	4	2:07.50	2	6	2:11.84	3	5	2:15.31	5	3	2:15.94	7	1	0:00.00		
Reason for no points																										
10	Mens	Open	4 x 50m Medley Relay																							
			1:58.72	6	2	1:57.50	4	4	1:58.47	5	3	1:54.84	3	5	1:53.43	2	6	1:59.49	7	1	1:49.94	1	7	0:00.00		
Reason for no points																										
11	Girls	10/11 Years	50m Backstroke																							
			0:37.94	1	7	0:41.31	6	2	0:39.15	2	6	0:39.63	3	5	0:43.93	7	1	0:40.77	5	3	0:40.50	4	4	0:00.00		
Charlotte Jezard		Layla Mayor		Leni Skelin		Aine Graham		Sophie Yuill		Amelie Dorrington		Abigail Law														
Reason for no points																										
12	Boys	10/11 Years	50m Backstroke																							
			0:47.06	7	1	0:42.06	5	3	0:38.86	3	5	0:40.87	4	4	0:36.42	1	7	0:37.42	2	6	0:42.81	6	2	0:00.00		
Christopher Stokes		Thomas Johnson		Barnaby Crowther		Cody Cole		Finley Lock		Riley Price		Rhys Greenfield														
Reason for no points																										
13	Girls	13/U	100m Breaststroke																							
			1:31.44	5	3	1:29.03	4	4	1:26.36	2	6	1:27.72	3	5	1:37.39	7	1	1:34.78	6	2	1:26.22	1	7	0:00.00		
Megan Adams		Jasmine Darby		Grace O'Brien		Lillie Morris		Isabelle Moody		Lucia Steele		Carys Walker														
Reason for no points																										
14	Boys	13/U	100m Breaststroke																							
			1:25.50	3	5	1:33.46	6	2	1:16.22	1	7	1:27.15	5	3	1:25.95	4	4	1:33.66	7	1	1:20.15	2	6	0:00.00		
George Lowe		Joseph Hawkins		James Henniker		Jensen Healey		Finley Lock		Jamie Steadman		Stanley Partridge														
Reason for no points																										
15	Girls	15/U	100m Backstroke																							
			1:13.37	4	4	1:12.21	2	6	1:14.46	5	3	1:15.28	6	2	1:12.25	3	5	1:24.44	7	1	1:11.22	1	7	0:00.00		
Rebecca Hollier		Heather Jones		Kasia Wozniak		Abigail Down		Poppy Cordell-Thompson		Addy Ledward		Tia Crews														
Reason for no points																										
16	Boys	15/U	100m Backstroke																							
			1:08.90	4	4	1:06.40	2	6	1:13.09	7	1	1:10.22	6	2	1:07.42	3	5	1:08.91	5	3	1:03.78	1	7	0:00.00		
James Hewitson		Cody Farrell		James Smith		Paul Griffin		Lawrence Elliott		Sam Streeter		Aiden Symons-Brown														
Reason for no points																										
17	Ladies	Open	100m Butterfly																							
			1:09.31	2	6	1:10.06	3	5	1:13.72	5	3	1:07.75	1	7	1:13.82	6	2	1:29.11	7	1	1:11.22	4	4	0:00.00		
Holly Cocks		Charlotte Sayer		Caitlin Mathias		Flora Perkin		Alexandra Palota-Avella		Caitlin Mark		Maddy White														
Reason for no points																										
18	Mens	Open	100m Butterfly																							
			1:05.16	5	3	1:03.91	4	4	1:02.56	3	5	1:06.41	6	2	1:00.79	2	6	1:11.05	7	1	0:59.04	1	7	0:00.00		
Guus Verkade		George Boulton		Oscar Short		Jacob Cacchione		Sam Small		Toby Foster		Finley Bowden														
Reason for no points																										
19	Girls	10/11 Years	50m Butterfly																							
			0:45.81	6	2	0:39.25	3	5	0:36.36	2	6	0:34.81	1	7	0:47.59	7	1	0:41.03	4	4	0:41.94	5	3	0:00.00		
Maisie Evans		Donna Briddon		Evie Toy		Bryony Hayward		Sophie Yuill		Amelie Dorrington		Lauren Wood														
Reason for no points																										
20	Boys	10/11 Years	50m Butterfly																							
			0:45.03	7	1	0:44.97	6	2	0:38.36	1	7	0:41.72	5	3	0:39.74	2	6	0:41.14	4	4	0:40.87	3	5	0:00.00		
Harry West		Thomas Johnson		Harris Simpson		John Dyer		Harry Pollard		Rio Fitton		Charlie Lawrence														
Reason for no points																										
21	Girls	13/u	100m Backstroke																							
			1:18.90	5	3	1:15.72	2	6	1:17.00	3	5	1:14.97	1	7	1:24.60	7	1	1:18.17	4	4	1:22.03	6	2	0:00.00		
Lydia Tancell		Charlotte Lowe		Zena Yilmcev		Connie Haslam-Ivens		Isabelle Moody		Giselle Fitton		Ellen Blagdon														
Reason for no points																										
21	Girls	13/u	100m Backstroke																							
			1:22.37	6	2	1:19.53	5	3	1:13.03	1	7	1:14.34	2	6	1:16.20	4	4	1:16.16	3	5	1:26.97	7	1	0:00.00		

NASL.2019 V1			National Arena Swimming League																															
  			League				Division				Western				Round				Gala Number															
			NASL				Weston Super Mare				2				2																			
Venue			Date																															
LANE 1			LANE 2			LANE 3			LANE 4			LANE 5			LANE 6			LANE 7			LANE													
Backwell			Southwold			Bristol Penguins			Newton Abbot			Seagulls			Clevedon			Devonport																
PLACE			PLACE			PLACE			PLACE			PLACE			PLACE			PLACE																
7			4			2			1			3			6			5																
POINTS			POINTS			POINTS			POINTS			POINTS			POINTS			POINTS																
136			200			223			250			220			172			194																
EVENTS			TIME		PLACE		POINTS		TIME		PLACE		POINTS		TIME		PLACE		POINTS		TIME		PLACE		POINTS									
41	Ladies	Open	1:02.84		5 3		0:58.93		1 7		1:05.72		6 2		1:02.44		3 5		1:02.71		4 4		1:08.50		7 1		1:01.25		2 6		0:00.00			
			Holly Cocks		Jessica Shaw		Abigail Phipps		Georgianna Thorn		Abigail Richardson		Kate Sergeant		Jasmin Holmes																			
Reason for no points																																		
42	Mens	Open	0:58.22		7 1		0:55.69		3 5		0:56.09		4 4		0:58.16		6 2		0:54.33		2 6		0:56.72		5 3		0:53.81		1 7		0:00.00			
			Reece Lenthall		George Boulton		Kye Adams		Robert Harrison		Sam Small		George Leaman		Harry Noble																			
Reason for no points																																		
43	Girls	9 /11 Years	3:00.19		6 2		2:46.50		3 5		2:34.39		1 7		2:37.22		2 6		0:00.00				2:47.05		4 4		2:49.28		5 3		0:00.00			
			Reason for no points																															
44	Boys	9 /11 Years	2:58.88		7 1		2:55.04		6 2		2:37.75		2 6		2:49.38		4 4		2:32.84		1 7		2:49.31		3 5		2:54.00		5 3		0:00.00			
			Reason for no points																															
45	Girls	13/u	2:13.06		6 2		2:11.28		4 4		2:00.75		1 7		2:05.34		2 6		2:22.65		7 1		2:11.42		5 3		2:06.93		3 5		0:00.00			
			Reason for no points																															
46	Boys	13/u	2:13.50		7 1		2:09.43		4 4		1:58.25		1 7		1:59.22		2 6		2:04.45		3 5		2:10.80		5 3		2:11.03		6 2		0:00.00			
			Reason for no points																															
47	Girls	15/u	2:21.32		6 2		2:15.07		2 6		2:18.28		4 4		2:13.19		1 7		2:15.23		3 5		2:21.63		7 1		2:19.12		5 3		0:00.00			
			Reason for no points																															
48	Boys	15/u	2:13.10		6 2		2:11.06		5 3		2:07.78		4 4		2:05.00		1 7		2:05.96		3 5		2:05.41		2 6		2:16.62		7 1		0:00.00			
			Reason for no points																															
49	Ladies	Open	3:01.72		6 2		2:51.63		1 7		2:59.25		5 3		2:52.88		2 6		2:53.59		3 5		3:10.34		7 1		2:58.62		4 4		0:00.00			
			Reason for no points																															
50	Mens	Open	2:37.75		4 4		2:37.85		5 3		2:34.95		3 5		2:40.06		6 2		2:29.94		2 6		2:48.97		7 1		2:27.47		1 7		0:00.00			
			Reason for no points																															
TOTALS OF ALL PLACES PER CLUB			1st		1		1st		6		1st		11		1st		11		1st		10		1st		2		1st		9		1st			
			2nd		1		2nd		5		2nd		7		2nd		12		2nd		10		2nd		8		2nd		7		2nd			
			3rd		3		3rd		7		3rd		7		3rd		14		3rd		10		3rd		5		3rd		4		3rd			
			4th		7		4th		13		4th		8		4th		2		4th		4		4th		11		4th		5		4th			
			5th		12		5th		7		5th		9		5th		3		5th		4		5th		6		5th		9		5th			
			6th		18		6th		8		6th		3		6th		6		6th		2		6th		5		6th		7		6th			
			7th		8		7th		4		7th		4		7th		2		7th		8		7th		13		7th		8		7th			
			8th				8th																											
			Backwell			Southwold			Bristol Penguins			Newton Abbot			Seagulls			Clevedon			Devonport													
POINTS AT EVENT 10			29			42			33			54			47			37			34													
POINTS AT EVENT 18			62			74			69			84			78			55			78													
POINTS AT EVENT 26			83			101			109			123			112			94			102													
POINTS AT EVENT 34			103			131			145			168			149			121			131													
POINTS AT EVENT 42			120			166			180			206			186			148			166													